

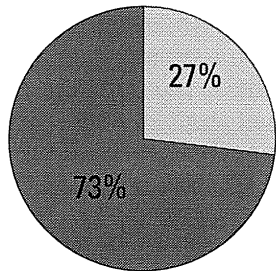
**Document 2**

**Source:** Allen Weinstein and R. Jackson Wilson, *Freedom and Crisis: An American History*, New York: Random House, 1974, and Philip Roden et. al., *Life and Liberty*, Vol. 2, Scott, Foresman and Company, Glenview, Illinois, 1980.

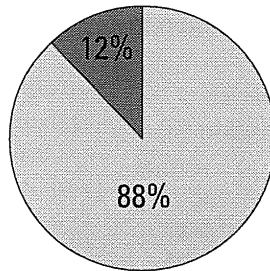
**Resources of the Union and the Confederacy, 1861**

SV

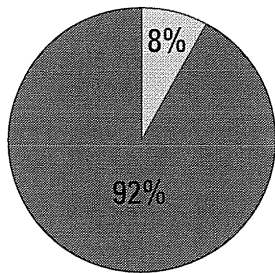
 Union (North)       Confederacy (South)



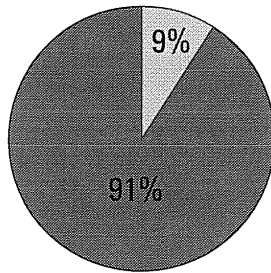
**Total Population**  
 North: 23,000,000  
 South: 8,700,000



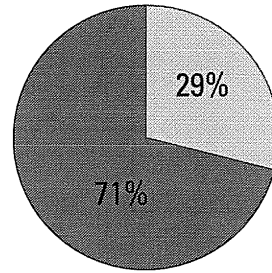
**Slave Population**  
 North: Free States 0  
 North: Border States 430,000  
 South: 3,500,000




**Industrial Workers**  
 North: 1,300,000  
 South: 110,000



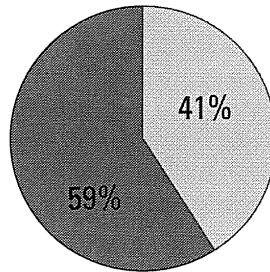
**Yearly Value of Manufactured Goods**  
 North: \$1,500,000,000  
 South: \$155,000,000



**Railroad Mileage**  
 North: 22,000  
 South: 9,000



**Cotton (bales)**  
 North: 0  
 South: 5,000,000



**Corn (bushels)**  
 North: 396,000,000  
 South: 280,000,000